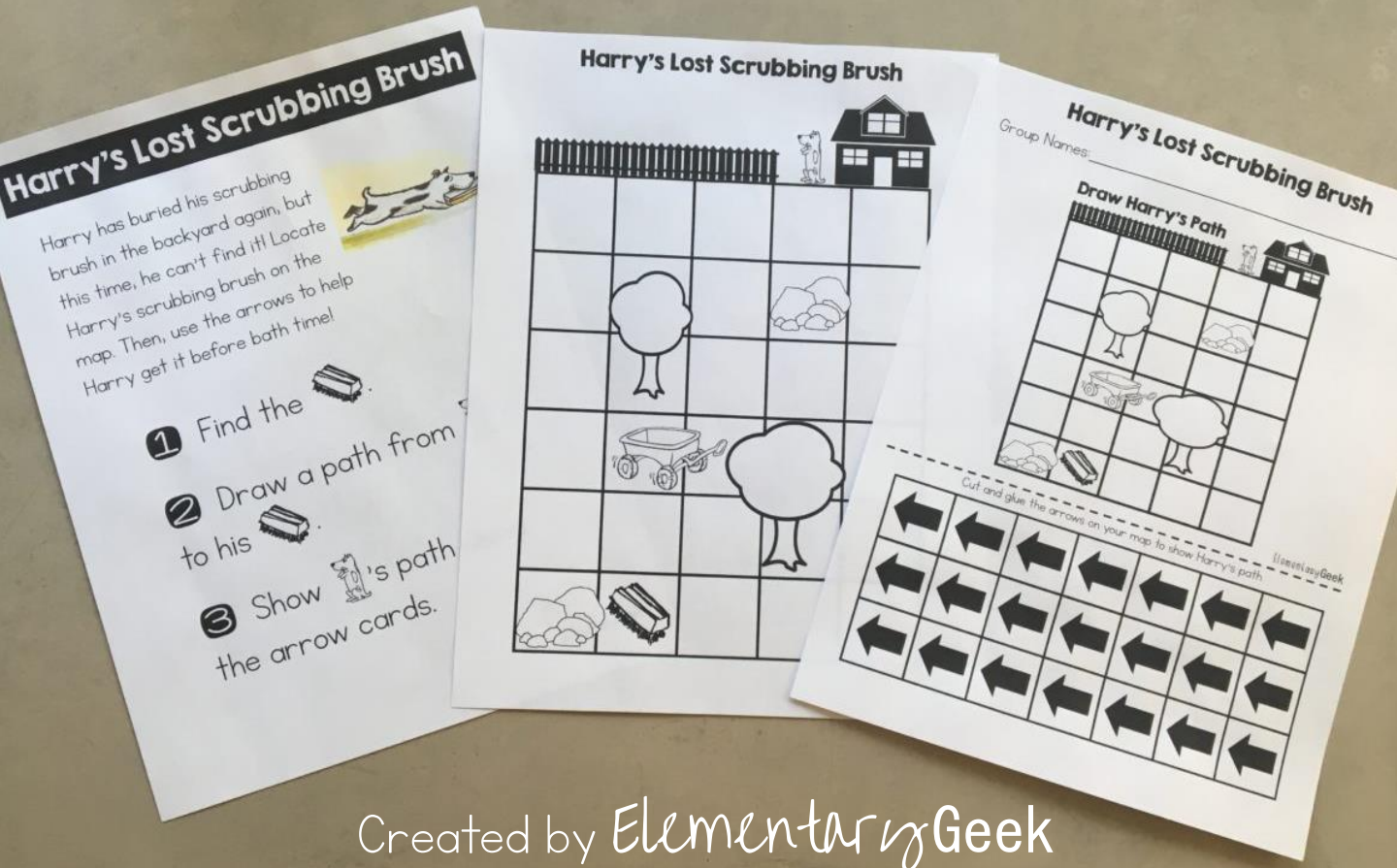


# Star Book STEM

## Challenge #1



# The Lost Scrubbing Brush

An Unplugged Coding Activity for Grades K-2

# Thank you for downloading!

I hope you enjoy this product! STEM and technology in the classroom are my passion and I love sharing it with you. To see how I used it in my own classroom, check out my [blog post](#).

If you have any questions, suggestions, or concerns, please email me at [elem.geek@gmail.com](mailto:elem.geek@gmail.com)

For more STEM activities and tech-integration ideas for your elementary classroom, follow me!

Blog: [ElementaryGeek.com](http://ElementaryGeek.com)


Instagram: [ElementaryGeek](https://www.instagram.com/ElementaryGeek)

Twitter: [@ElementaryGeek](https://twitter.com/ElementaryGeek)

You can view my other products here:

<https://www.teacherspayteachers.com/Store/Elementary-Geek>

# Star Book STEM



## The Lost Scrubbing Brush

ElementaryGeek

### How to use this product

#### Setting the Stage:

After reading *Harry the Dirty Dog*, give students their task using the scenario on page 4. You can either project it to the whole class or provide printed copies for each group.

#### Completing the Challenge:

Students will need copies of the Harry worksheets (see below for instructions on which pages to use), pencils, glue sticks, & scissors to complete the task.

For younger students and non-readers, print copies of pgs. 5 & 6 for each group. First, have them plan out Harry's path on the small map using pencil. Then, have them glue the necessary arrow cards onto the large map to show their solution.

For older students, print just page 7 for each group. First, have students plan out Harry's path in pencil on the small map. Then, have them "code" their solution by gluing their arrows in order on the lines provided. This method will better mimic writing "lines of code" and requires a better understanding of directional words.

# Harry's Lost Scrubbing Brush

Harry has buried his scrubbing brush in the backyard again, but this time, he can't find it! Locate Harry's scrubbing brush on the map. Then, use the arrows to help Harry get it before bath time!




**1** Find the  .

**2** Draw a path from  to his  .


**3** Show  's path using the arrow cards.

# Harry's Lost Scrubbing Brush



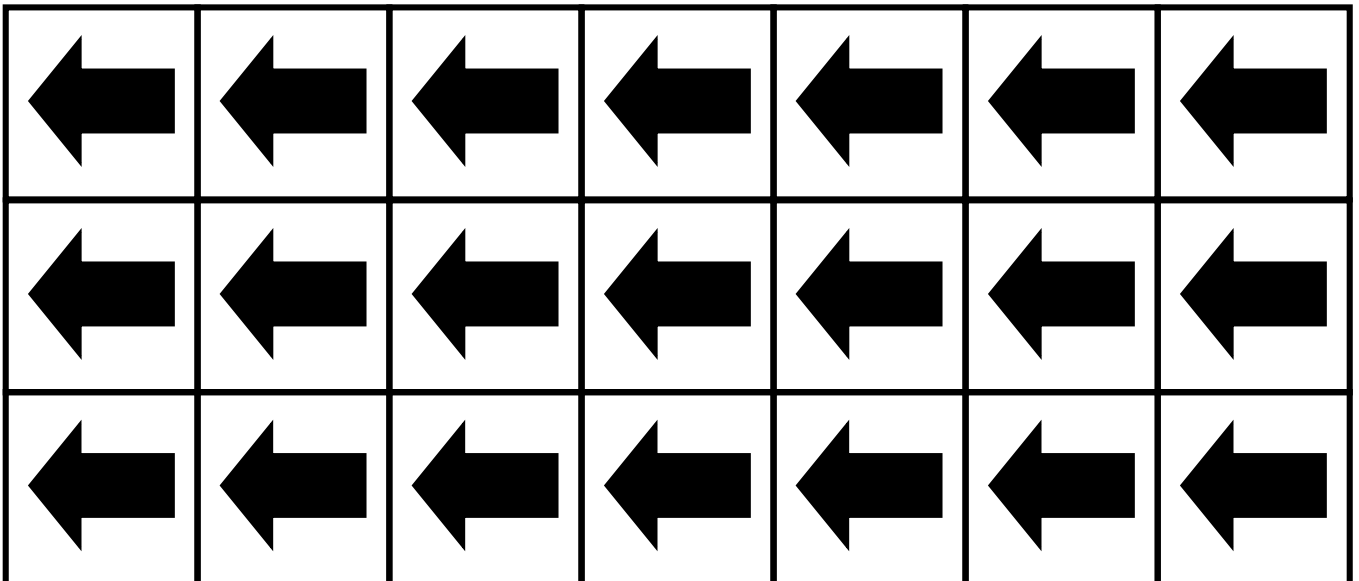
# Harry's Lost Scrubbing Brush

Group Names: \_\_\_\_\_



ElementaryGeek


Cut and glue the arrows on your map to show Harry's path.



# Harry's Lost Scrubbing Brush

Group Names: \_\_\_\_\_

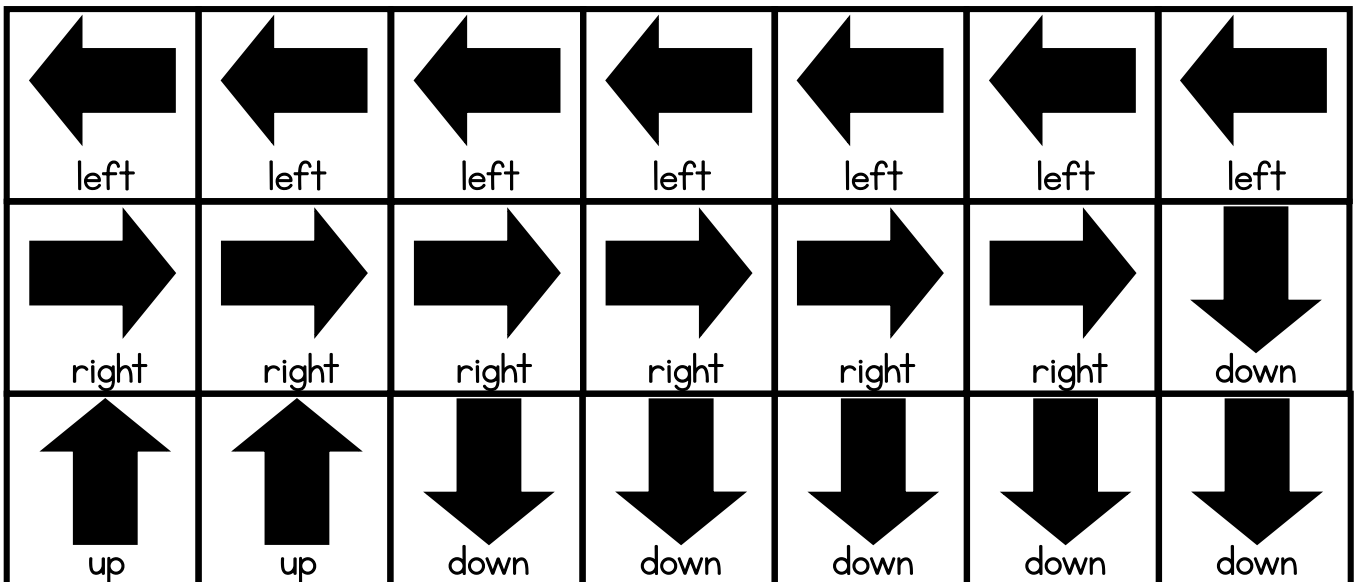
Draw Harry's Path



Glue Harry's Steps Here


ElementaryGeek

Cut the arrows and glue them in order to show Harry's path.



# Copyright

Copyright 2016 © Elementary Geek

All rights reserved. Purchase or download of this item entitles the purchaser the right to reproduce the pages for use in one classroom only. For any other use, you must get written permission. You may contact me at [elem.geek@gmail.com](mailto:elem.geek@gmail.com)

Copying any part of this product or placing it on the internet in any form, is strictly forbidden and is a violation of the Digital Millennium Copyright Act (DMCA).

## Clip Art & Font Credits

